


Name: _____ Class: _____ () Date: _____

A Candy and her mum are at the market. Fill in the blanks with the numbered items in the picture. (2 marks @)

 3 min Marks _____ /12



Candy: What fruit shall we get, Mum?

Mum: Let's get some (1) _____ and (2) _____.

Candy: Shall we get some (3) _____ too? Eva loves them.

Mum: We still have a lot at home. Let's get some (4) _____ and (5) _____ for her. She likes them too.

Candy: Shall we get some (6) _____ to make milkshake?

Mum: That's a good idea.

B Candy and Ivan are having lunch at school. Fill in the blanks with the help of the pictures and the correct form of the words given. (2 marks @)


 3 min Marks _____ /8

cake


egg


juice

sandwich

Candy: I have two (1) . Do you want one?

Ivan: No, thank you. I have two ham (2)  .

Candy: I have a bottle of orange (3) . Let's share it.

Ivan: You can have some of my (4)  too.

C Candy is reading a comic about two brothers.
Fill in the blanks with Do you want or Are you.
 (2 marks @)

 4 min

Marks _____
 /14

1



Nate: Look at this map!
 (1) _____
 excited? Let's go on a
 treasure hunt together!

Sam: Hmm....

2



Nate: (2) _____ cold?

Sam: No, I am not. I am fine.

Nate: (3) _____ a
 jacket?

Sam: No, thank you.

3



Nate: (4) _____
 hungry? I have some
 cake. (5) _____
 a piece?

Sam: Yes, please. I would love
 to have a piece of cake.

4



Sam: (6) _____
 hungry too, Nate?
 (7) _____ want
 some food?

Nate: Yes, I am. Let's eat some
 cake, then go treasure
 hunt!



G Candy is reading a play script. Read the script.



7 min

Marks

/18

1 *Characters: Anna, teddy bear*

Narrator: Anna is tired. She takes a nap. Suddenly, she hears her own voice calling her teddy bear.

Anna: Teddy, where are you?

5 **Teddy:** I am in the kitchen. Are you hungry?

Anna: Yes, I am. What are you doing?

Teddy: I am making a salmon sandwich because I am hungry too. Do you want a sandwich?

10 **Anna:** Yes, please. Oh, there is a QR code on the bag of the salmon.

Teddy: You can scan the QR code. It tells you how to cook it. You can find a QR code on every food item.

Anna: How interesting!


15 **Teddy:** Yes, it is. Okay, let's eat before it gets too late.

Choose the best answers by blackening the circles.

(2 marks @)

TSA

(1) At the beginning, Anna feels _____.



☐ A

☐ B


☐ C

☐ D

H Candy is writing a story. You are Candy. Write at least 20 words. Use the following pictures to help you.




Marks
/20



thirsty / river / drink



slip / fall



dove / leaf / drop



When Andy wakes up this morning, he (1) _____.

He goes to (2) _____.

Suddenly, he (3) _____.

A (4) _____.

He quickly (5) _____.

Andy (6) _____.

End of Test

Double-check your answers: 5 min

Exam Skills

應付考試 4 大策略

1. 明智地分配試卷各部分的答題時間。
2. 無論是否懂得作答，都不要緊張。
3. 考試前一晚要充分休息。
4. 最後要預留部分時間來處理困難的題目或檢查已答題目。

字詞 (Vocabulary)

- ★ 作答填寫名詞的填充題時，除了細心閱讀前文後理外，我們可先留意答案線前的字詞，以獲得更多提示。

1. 如答案線前有冠詞 (article) 「a」或「an」，後接的名詞便會是單數可數名詞 (singular countable noun)，例如：
My parents buy **a cake** for me on my birthday every year.
I always eat **an apple** after dinner.
2. 如答案線前有限定詞 (determiner) 「some」，答案便很可能是可數名詞 (countable noun) 的複數形式 (plural form) 或不可數名詞 (uncountable noun)，例如：
Mum goes to the supermarket to buy **some pears** every week.
I am very thirsty. I need to drink **some water**.



留意有些題目需要根據句子的意思及答案線前的資料，來轉換名詞的複數形式 (例如在名詞後加上「-s」或「-es」)。

Exam skills



掃描二維碼
觀看更詳盡解說

文法 (Grammar)

- ★ 談及去某地方的方法及相關介詞 (preposition)。

1. 表達使用不同交通工具前往某地點時，我們用介詞「by」，例如：
I go to school **by bus**.
Dad goes to work **by MTR**.
2. 表達以步行方式前往某地點時，我們說「on foot」，例如：
I go to the swimming pool **on foot**.

✗ I go to school **on taxi**.
✓ I go to school **by taxi**.
✗ I go to the swimming pool **by foot**.
✓ I go to the swimming pool **on foot**.

Exam skills



掃描二維碼
觀看更詳盡解說

Assessment Focuses & Report Card

Test 1

Assessment Focuses		Part	Marks
Vocabulary	Places at school & instructions	A	/16 marks
Grammar	<i>Is there...?</i>	B	/16 marks
	Prepositions of place: <i>in / on</i>	C	/10 marks
	<i>can / must / mustn't</i>	D	/16 marks
Reading	Story	E	/10 marks
	Letter	F	/12 marks
Writing	Article	G	/20 marks
		Total:	/100 marks

Test 2

Assessment Focuses		Part	Marks
Vocabulary	Fruit	A	/12 marks
	Food & drinks	B	/8 marks
Grammar	<i>Do you want...? / Are you...?</i>	C	/14 marks
	<i>Let's / too</i>	D	/6 marks
	<i>like & because</i>	E	/10 marks
Reading	Story	F	/12 marks
	Play script	G	/18 marks
Writing	Story	H	/20 marks
		Total:	/100 marks

Mid-term Test

Assessment Focuses		Part	Marks
Vocabulary	Activities	A	/12 marks
Grammar	<i>can / can't / must / mustn't</i>	B	/12 marks
	Proofreading	C	/10 marks
	Prepositions of place: <i>at / in / on</i>	D	/6 marks
	<i>Are you...? / Do you want...? / Is there...? / Where is...?</i>	E	/12 marks
Reading	Advertisement	F	/12 marks
	Story	G	/16 marks
Writing	Letter	H	/20 marks
		Total:	/100 marks

Test 3

Assessment Focuses		Part	Marks
Vocabulary	Going places	A	/8 marks
	Jobs	B	/10 marks
Grammar	Wh-questions	C	/12 marks
	and / or	D	/4 marks
	Prepositions: <i>by / in / on</i>	E	/6 marks
	Simple present tense	F	/14 marks
Reading	Book cover & contents page	G	/12 marks
	Article	H	/14 marks
Writing	Story	I	/20 marks
		Total:	/100 marks

Final Test

Assessment Focuses		Part	Marks
Vocabulary	Fruit & adjectives	A	/12 marks
Grammar	Proofreading	B	/12 marks
	Simple present tense	C	/12 marks
	and / or / because	D	/12 marks
	can / can't / must / mustn't	E	/10 marks
Reading	Article	F	/10 marks
	School letter	G	/12 marks
Writing	Article	H	/20 marks
		Total:	/100 marks

Remember to make good use of the explanation videos and online diagnostic assessment!

Explanation videos



Before doing the tests

✓ Watch the **exam skills videos**

After checking your answers

✓ Watch the **revision videos**

Diagnostic assessment



Before the school's Final Exam

✓ Finish the **online diagnostic assessment**

Test 2

Revision
video



A 題解：細心閱讀對話內容和圖片，選取正確的水果名稱。

- | | |
|----------------------|-------------------------|
| (1) peaches [桃] | (2) mangoes [芒果] |
| (3) bananas [香蕉] | (4) pears [梨] |
| (5) cherries [車厘子] | (6) strawberries [草莓] |

B 題解：細心閱讀對話內容和圖片，選取正確的食物和飲品名稱。填寫答案時，根據名詞的數量，決定是否需要使用複數形式 (plural form)。


- (1) eggs [雞蛋]
- (2) sandwiches [三文治]
- (3) juice [果汁]
- (4) cake [蛋糕]

C 題解：細心閱讀對話內容，根據前文後理選用「Do you want」及「Are you」填寫問題。

- (1) Are you
- (2) Are you
- (3) Do you want
- (4) Are you
- (5) Do you want
- (6) Are you
- (7) Do you want

D 題解：細心閱讀對話，配搭適當的字詞填寫答案。

- (1) bored
- (2) Let's
- (3) too
- (4) sweet

 (5) too [這「them」是指「cupcakes and juice」，Dora 表達她同樣很喜歡這兩款食物和飲品，因此用「too」。]

- (6) Let's



提示：要表達「也是 / 也對」時，我們會用「too」。

❖ 可以用在對話中，表達與對方有相同的意見或感受，例如：

Jenny: I like reading comics.

Tom: I like reading comics **too**.

[我也喜歡看漫畫。]

❖ 也可以用於同一人表達對兩件事有相同的意見或感受，例如：

Tom likes comics. He likes animal stories **too**.